



 **EUROPEAN STUDIES CENTER**  
A Jean Monnet European Union Centre of Excellence  
A US Department of Education National Resource Center

# **CONVERSATIONS ON EUROPE™**

## **Europe's Jews: Past, Present, and Future?**

**Tuesday, 20 October 2015 • 12—1:30 p.m. • 4217 Posvar**

**Gunther Jikeli**, Visiting Assistant Prof., Indiana University

**Ben Judah**, author and journalist for *Politico* and *Tablet*.

**Andrew Srulevitch**, Director of European Affairs  
Anti-Defamation League

**David Weinberg**, Professor Emeritus, Wayne State University



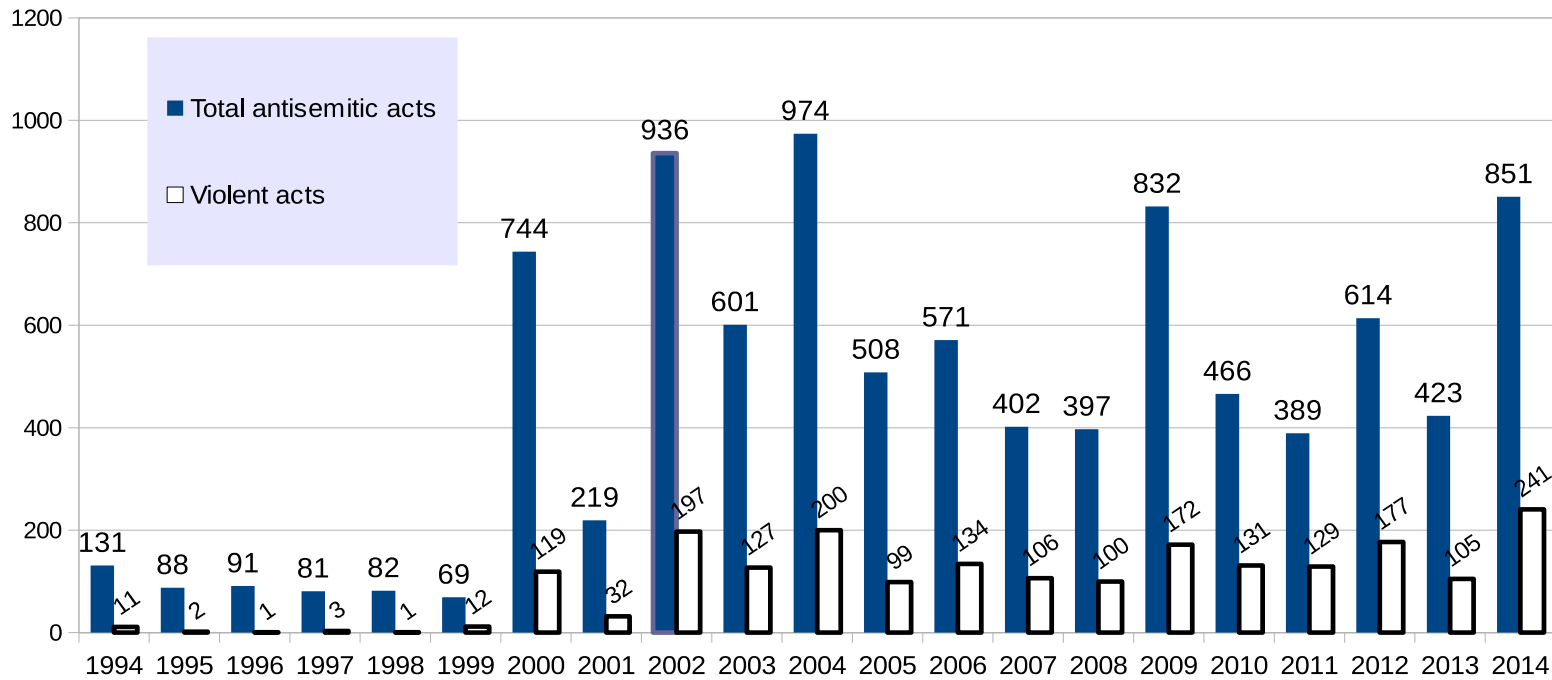
# **Jewish Population in Europe**

## **1.4 million**

- **France: 475,000**
- **UK: 290,000**
- **Germany: 118,000**
- **Belgium: 30,000**
- **Netherlands: 29,900**
- **Italy: 28,000**
  
- **East Europe: Russia, 186K; Ukraine, 63K,  
Hungary, 48k**

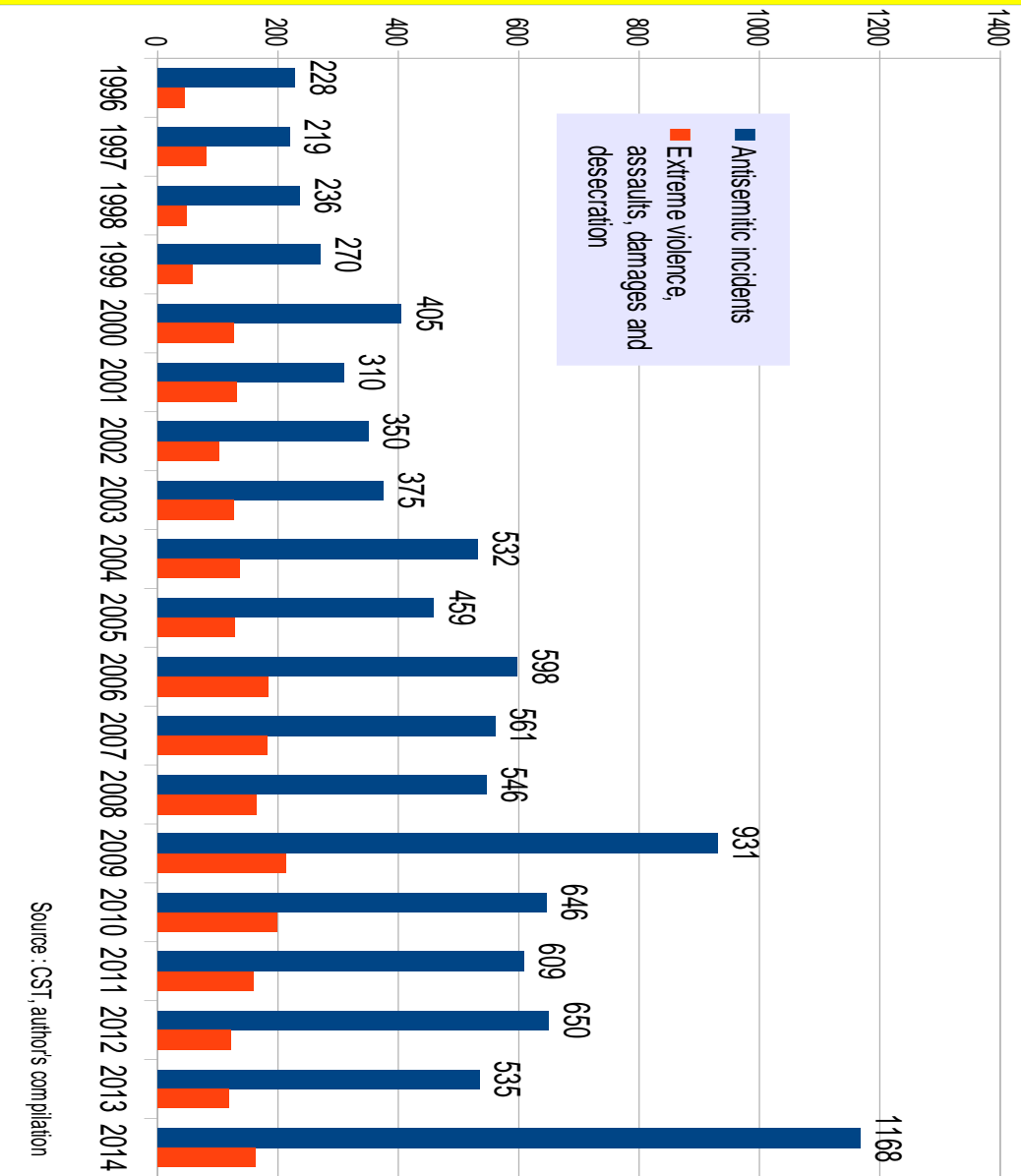
### Antisemitic Acts in France 1994-2014

Source: CNCDH and SPJC, author's compilation



Source: Courtesy Gunther Jikeli

## Antisemitic Incidents in the UK 1996 - 2014



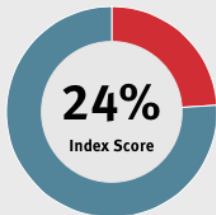
Source : CST, authors compilation

Source: Courtesy Gunther Jikeli

# The percentage of adults who answered "probably true" to a majority of the anti-Semitic stereotypes.

**331,968,674**

Adult population of countries surveyed within this region



**79,000,000**

Total number of individuals harboring Anti-Semitic attitudes

[SEE MORE](#) ▾



**GREECE**

Index Score 69%



**FRANCE**

Index Score 37%



**SPAIN**

Index Score 29%



**AUSTRIA**

Index Score 28%



**GERMANY**

Index Score 27%



**BELGIUM**

Index Score 27%



**SWITZERLAND**

Index Score 26%



**PORTUGAL**

Index Score 21%



**IRELAND**

Index Score 20%



**ITALY**

Index Score 20%



**ICELAND**

Index Score 16%



**NORWAY**

Index Score 15%



**FINLAND**

Index Score 15%



**DENMARK**

Index Score 9%



**UNITED KINGDOM**

Index Score 8%

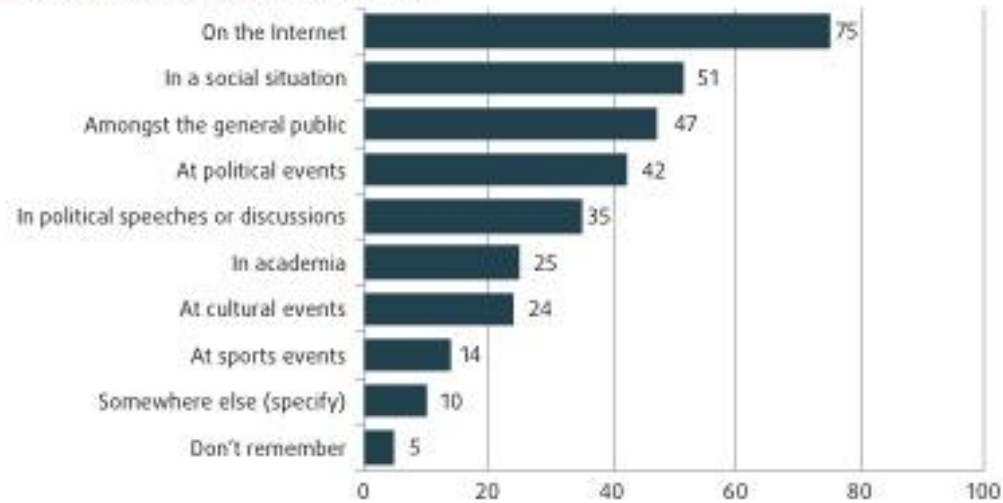


**NETHERLANDS**

Index Score 5%

Source: Anti-Defamation League, *Global 100*, 2015

Figure 7: Context of specific comments by non-Jewish people in the 12 months before the survey, average of the eight EU Member States surveyed (%)



Question: B76a. In the LAST 12 MONTHS, WHERE did you personally hear or see these comments: (Items as listed in the figure)?

Multiple responses possible.

Notes: N=5,385.

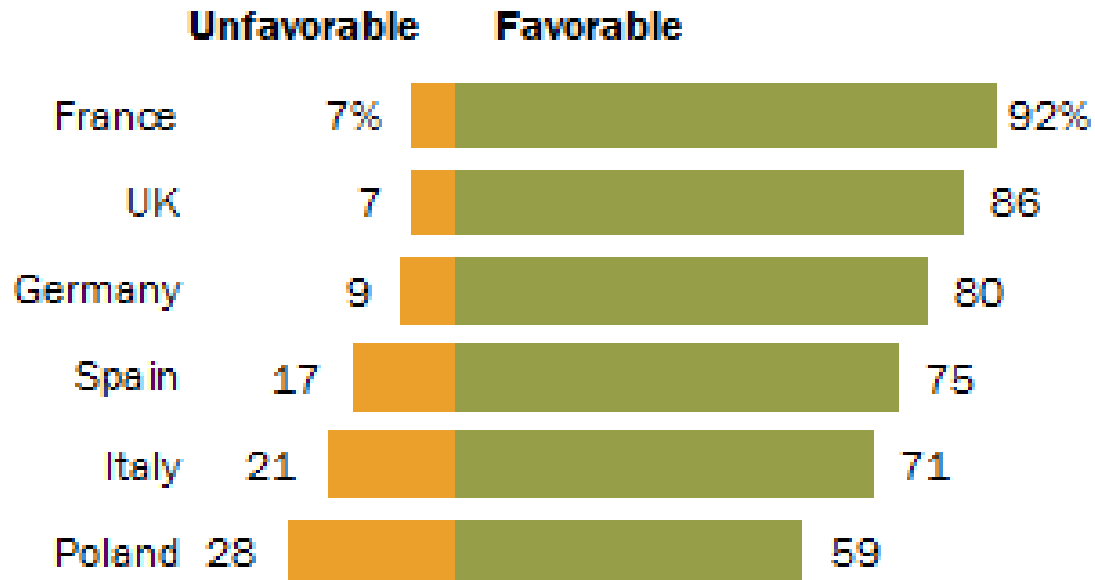
Only respondents who have heard or seen the statements at least 'occasionally'.

Source: FRA, 2013

Source: European Union Agency for Fundamental Rights, *Discrimination and hate crime against Jews in EU Member States: experiences and perceptions of antisemitism, 2013*

## Jews Widely Viewed Favorably

*Have a \_\_\_ view of Jews in their country*



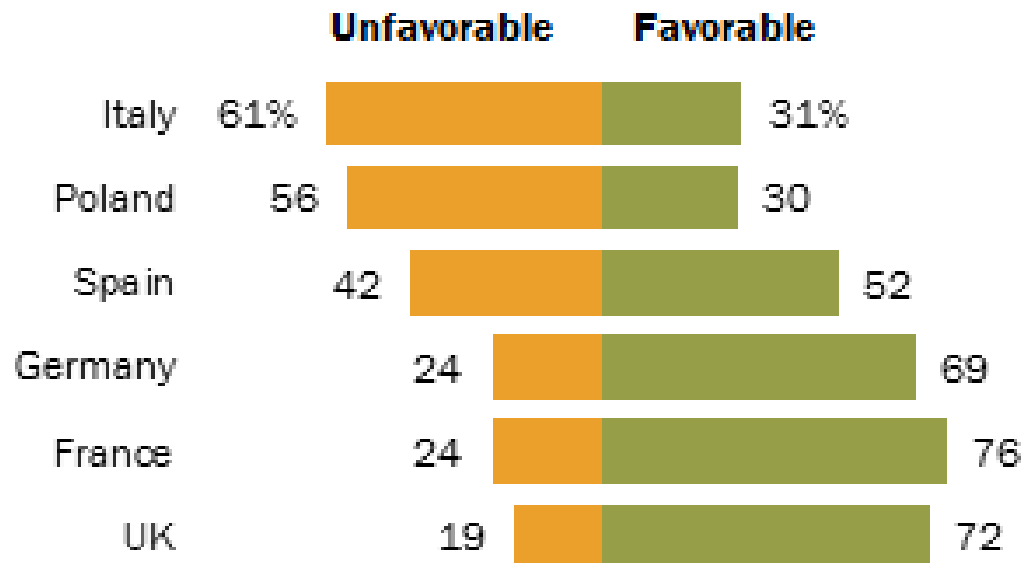
Source: Spring 2015 Global Attitudes survey. Q45a.

PEW RESEARCH CENTER

Source: Pew Research Center, June 2, 2015

## Italians Most Critical of Muslims

*Have a \_\_\_ view of Muslims in their country*



Source: Spring 2015 Global Attitudes survey. Q45c.

PEW RESEARCH CENTER

Source: Pew Research Center, June 2, 2015